



**Are you ready for the NEXT move?
Move to R-32, Move to Kubic NEXT**

NEX KUBIC

ROOF TOP SERIES BY  HITECSA 

**THE FIRST
R-32 INVERTER ROOF TOP
WORLDWIDE**

Size 1



 **HITECSA**
COOL AIR

NEX KUBIC

ROOF TOP SERIES BY  HITEOSA

R32
SERIES

LET'S GO TO NEXT LEVEL

- ... IN EFFICIENCY
- ... IN SUSTAINABILITY
- ... IN TECHNOLOGY
- ... IN AIR QUALITY



A NEW CONCEPT OF ROOF TOP

The new family of Air-Air Roof Top
KUBIC NEXT

adds to the already advanced characteristics of the Kubic HE family, **the incorporation of the low GWP refrigerant R-32** which is, amongst other advantages, more respectful with the environment, because of the nature of the gas itself and the significant reduction of greenhouse gas emissions thanks to its higher efficiency.

Likewise, this fluid allows the equipment to have wide operating limits and to perform better under severe conditions.

All these advantages make this range the most advanced solution in Roof Top Heat Pump units.



Which are the advantages of R-32?



0%

IMPACT ON
OZONE

75%

LESS IMPACT
ON GWP

RECYCLABLE

100%

NATURAL

30%

LESS QUANTITY OF
REFRIGERANT

+

ENERGY
EFFICIENCY

+

ECONOMIC
SAVINGS

+

PERFORMANCE

*MAXIMUM EFFICIENCY,
MAXIMUM SUSTAINABILITY*

R32
SERIES

WHY R-32?

R-32 is a HFC pure refrigerant gas, with a very low Global Warming Potential (GWP: 677), high efficiencies and a great power of refrigeration.



The EU legislation has established that gases with a high GWP will gradually disappear.

The European regulation EC 517/2014 states it is mandatory for all European countries to replace fluorinated gases (F gases) due to environmental reasons and pollution.

They are being progressively replaced by R-32, with 0% impact on the ozone layer, higher energy efficiencies, 30% lower charge of refrigerant and 75% less impact on the global warming.

The complete transition will take place before the year 2030, but at Hitecsa it is our commitment to act in advance with the aim of always offering leading-edge HVAC solutions, environmentally friendly, with the best energy efficiencies and low GWP refrigerants.

WHY R-32?

BETTER PERFORMANCE

With higher COP and EER rates than other HFC gases, R-32 has optimal thermodynamic properties and very high efficiencies, even at severe external conditions.



HIGHER ENERGY EFFICIENCY


R-32 is a more energy-efficient refrigerant gas in respect to the traditional ones.

R-32 allows to achieve a 13% heating capacity level and a 4% COP rate higher than R-410A. This means that with a lower charge, higher capacities and efficiencies can be obtained.

R-32 has a 2.9% cooling capacity level and a 6.4% EER rate higher than R-410A at standard conditions.

R-32 consumes less energy at very low outdoor temperatures.

R-32 allows to obtain A+++ class energy efficiency and it has A2L safety classification, which means very low flammability level and zero toxicity rate.



R-32 vs R-410A

REFRIGERANT	GWP (AR5)	GWP vs R-410A	Cost Price €/kg	VAT (Spain) €/kg	Capacity vs R-410A	COP vs R-410A	EER vs R-410A	Gas Charge vs R-410A
R-410A	1924	-	-	31.31	-	-	-	-
R-32	677	-65%	-25%	10.13	131%	+ 3%	+ 6%	-30%

WHY R-32?

ENVIRONMENTALLY FRIENDLY

The lower GWP and its higher efficiency contribute to reduce the direct greenhouse effect, due to lower CO₂ emissions from the electricity production system.

The equipment and facilities carry less refrigerant fluid, so there are fewer emissions of this gas into the atmosphere.

It is an easier fluid to collect, recover and use in other mixes, which contributes to the circular economy.



MAXIMUM ECONOMIC SAVINGS

R-32 is a **more energy-efficient** refrigerant gas in respect to the traditional ones.

R-32 allows to achieve a 13% heating capacity level and a 4% COP rate higher than R-410A. This means that with a lower charge, **higher capacities and efficiencies** can be obtained.

The lower gas charge of the equipment, per unit of thermal power delivered, means a lower cost that multiplies the mentioned savings.

The greater energy efficiency of this gas has a direct impact on energy consumption, and therefore on the cost of electricity consumption.

As a **pure refrigerant**, equipment recharging operations and, consequently, maintenance and repair costs are reduced.

The increase that will occur in the demand for R-32 will lead to a consequent decrease in the price, while in the case of the aforementioned HFC, the trend will be the reverse.

From an operating cost point of view, R-32 is a much cheaper refrigerant than the traditional HFCs used in air conditioning due to its purity, sustainability and efficiency.

WHY INVERTER?

*FIRST
R-32 INVERTER ROOF TOP
WORLDWIDE*

The equipment using Inverter Technology offers the best performance at partial load and, consequently, the highest SEER and SCOP values.

The Kubic NEXT Roof Top uses inverter compressors (M1) for optimal performance at partial loads.



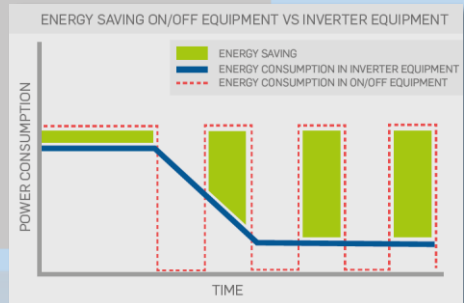
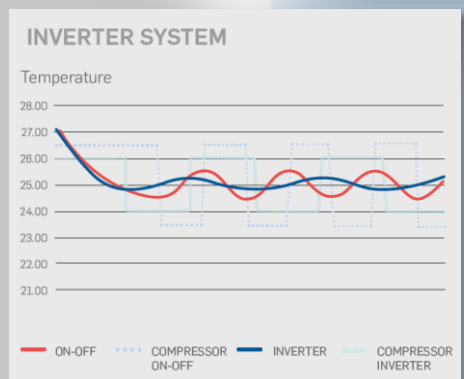
inverter

full inverter

The Ecodesign Directive for energy-related products (ErP) addresses all aspects of equipment efficiency, with the aim of reducing the impact on the environment during its life cycle.

In the case of air conditioning equipment, its efficiency is evaluated by analyzing the variation in performance throughout the changing seasons and the application conditions. Peak heating or cooling situations occur during periods that add up to less than 10% per year. Therefore, the seasonal energy efficiency is the parameter that really determines the efficiency of the equipment. The legislative parameters related to this variable are the SEER (Seasonal Energy Efficiency Coefficient) for cooling, and the SCOP (Seasonal Coefficient of Performance) for heating.

The EN14825 is the standard that allows evaluating the performance of the equipment under the different partial load conditions and under it the tests are carried out to obtain the aforementioned coefficients.



HITECSA is a leader in the application of Inverter Technology in autonomous and roof top equipment, always going ahead of legislative requirements.



KuNB*i* Inverter Heat Pump



High efficiency Roof Top units to be installed outside (roofs, terraces, etc.) for large surfaces with air ducts installation.

T MAIN FEATURES

- Compressor on off + inverter (Cabinet 1) to adapt the load to the demand in each situation.
- External axial type fan with EC motor, composed of aluminum blades, low noise level, with 0-100% speed regulation and low consumption.
- Interior plug fan with EC motor, for maximum energy efficiency and precise regulation of the air flow supplied and available pressure.
- Cabinet: made of galvanized sheet steel, finished with polyester resins (RAL 1013), polymerized in the oven, with excellent resistance to corrosion and the elements.
- Electrical protection of all the main components by circuit breakers.
- Compact filter with different degrees of efficiency.
- Electronic expansion valves.

No vibrations thanks to an internal damping structure for each compressor and installation with dampers in the base frame.

Easy and safe access to its internal parts by means of hexagonal screws with riveted nut on the panels, the controller display can be accessed by a window and the electrical panel by a hinged door and a lock cover.

- **Cooling Capacity:**
From 41.9 to 85.4 kW (Size 1)
- **Heating Capacity:**
From 41.5 to 87.7 kW (Size 1)

Size 1



INNOVATIVE ROOF TOP

Adapted to the new needs of
Efficiency, Emissions and Air
Quality

ADVANTAGES OF KUBIC NEXT RANGE, R-32 SERIES



HIGH EFFICIENCY

In accordance with the requirements established in Regulation 2281/2016 (Ecodesign, ErP Ready), complying with the requirements of Regulation Erp21.



inverter

SCROLL COMPRESSOR WITH INVERTER TECHNOLOGY

- **TOTAL ADAPTATION** to the real needs of the installation.
- **GREATER COMFORT.** Reduction of excesses of cold and heat. It also allows you to reach the desired temperature more quickly.
- **ENERGY SAVINGS.** Constant system resets are avoided and energy production is optimized on demand (saving up to 50% energy).
- **QUIETER:** sound level about 40% less than an air conditioner with classic technology.
- **MORE DURABLE:** avoiding constant start-stop cycles extends the life of the compressor and equipment.
- **RESPECTFUL WITH THE ENVIRONMENT:** reduction of CO₂ emissions.



STANDARD PLUG FAN

- Better energy efficiency
- Lower consumption
- More silent
- High pressures available
- Low maintenance cost
- Lower installation cost
- Plug and play: the flow is adjusted to the installation



INDOOR AIR QUALITY.

Precise regulation of all comfort parameters, and high capacity to improve Indoor Air Quality, thanks to its high capacity to provide fresh outdoor air and to incorporate high-efficiency filters and germicidal elements.



GREAT FLEXIBILITY and ability to adapt to the specific needs of each project.

Compact unit with great installation and operation versatility, being able to adapt to each project. The same footprint is maintained as in previous models.

LATEST TECHNOLOGY
ROOF TOP

Incorporates complete control
systems for smart, safe and
efficient comfort

SMART AND INTELLIGENT CONTROL SYSTEMS



CONTROL & REGULATION

STANDARD CONTROL: TH tune

OPTIONAL CONTROL: PGD y MINI PGD

- *Operating modes: Cooling and Heating.*
- *3-speed selection of indoor or auto fan.*
- *One stage of electrical resistance to support defrost.*
- *Return control probe (remote): optional.*
- *Modification of operating parameters.*
- *Display of operating mode, set temperature, room temperature, days of the week, mode, fan speed, setpoints, alarms, etc.*
- *Weekly schedule. Time phase mode.*
- *Indication of alarm types by codes.*



ADVANCED REGULATION SYSTEM, with condensation and evaporation control by variator as standard, with comprehensive management of all components for maximum efficiency in all circumstances, and total protection of equipment components.

- *ModBus RS485 interface. ModBus card (PCO / μ PC).*
- *Open system of communication through protocols and IP.*




CONNECTIVITY FOR REMOTE MANAGEMENT

High communication and remote monitoring capacity through the IoT Connect Plus by HITECSA system that allows permanent monitoring with identification and recording of operating parameters and conditions, radically facilitating maintenance operations.

KUBIC NEXT INVERTER

Technical Specifications



Size 1

KuNB*i* – Inverter Heat Pump

Size 1

Models KuNB <i>i</i> – C1		45i	55i	65i	75i	90i
KUBIC NEXT INVERTER						
CAPACITIES						
COOLING CAPACITY(Outdoor: 35°C - Indoor: 27 d.b./19°C w.b. _ UNE-EN_14511)						
Nominal COOLING capacity	kW	41.9	52.0	63.4	75.4	85.0
Total Absorbed power	kW	14.5	18.6	21.2	26.9	30.4
EER	kW/ kW	2.9	2.8	3.0	2.8	2.8
Air flow	m ³ /h	8,400	10,400	12,000	14,400	16,500
Available pressure	Pa	150	200	200	200	250
SEER	kW/ kW	4.4	4.1	4.2	4.2	4.2
ηs cooling	%	171.7	161.2	164.4	163.5	163.4
HEATING CAPACITY (Outdoor: 7 d.b. /6°C w.b. - Indoor: 20/-°C)						
HEATING capacity	kW	41,5	52,0	67,0	76,4	87,7
Total Absorbed power	kW	13,1	15,9	20,5	23,5	27,4
COP Coefficient	kW/ kW	3,2	3,3	3,3	3,3	3,2
Air flow	m ³ /h	8,400	10,400	12,000	14,400	16,500
Available pressure	Pa	150	200	200	200	250
SCOP Coefficient	kW/ kW	3.4	3.2	3.3	3.3	3.2
ηs heating	%	131.3	125.7	129.3	128.3	126.7
REFRIGERANT CIRCUIT						
GENERAL ESPECIFICATIONS						
Number of circuits	-				2	
Number of compressors	-				2	
Number of power stages	-				Multiple	
REFRIGERANT						
Refrigerant type	-				R-32	
GWP	-				677	
OUTDOOR HEAT EXCHANGER						
Type	-	Aluminum fins and copper tubes coil				
OUTDOOR FAN						
Type	-				Axial	
Total number	-				2	
Air flow	m ³ /h				40,000	44,000
INDOOR HEAT EXCHANGER						
Type	-	Aluminum fins and interwoven copper tubes coil				
INDOOR FAN						
Type	-				Radial EC	
Total number	-				2	
Air flow	m ³ /h	8,400	10,400	12,000	14,400	16,500
Available pressure	Pa	150	200	200	200	250
Available pressure (Maximum Available)	Pa	950	850	800	700	500
ELECTRICAL DATA						
Power Supply	V / ~/Hz	400V / 3ph / 50Hz without Neutral				
SOUND LEVEL						
Sound power	dB(A)	81.0	83.1	86.5	86.4	89.1
Sound pressure (5m)	dB(A)	59.5	61.6	65.0	64.9	67.7
DIMENSIONS AND WEIGHT						
Length	mm	2,900	2,900	2,900	2,900	2,900
Width	mm	2,215	2,215	2,215	2,215	2,215
Height	mm	1,830	1,830	1,830	1,830	1,830
Weight	kg	1,222	1,230	1,307	1,323	1,377

FULL INVERTER VERSION

Technical Specifications

full inverter



Size 1

FULL INVERTER TECHNOLOGY BY HITECSA:
THE 2 COMPRESSORS ARE INVERTER,
MAXIMUM SEASONAL EFFICIENCY IN THE
WHOLE CYCLE OF OPERATION.

KuNB2i – FULL Inverter Heat Pump

Size1

Models KuNB2i – C1		45i	55i	65i	75i	90i
KUBIC NEXT FULL INVERTER		CAPACITIES				
COOLING CAPACITY(Outdoor: 35°C - Indoor: 27 d.b./19°C w.b._ UNE-EN_14511)						
Nominal COOLING capacity	kW	38.8	44.51	58.8	71	85.4
Total Absorbed power	kW	13.7	16.8	20.6	27.41	34.69
EER	kW/ kW	2.84	2.64	2.85	2.59	2.46
η_s cooling	%	209.8	207.5	214	212.2	205.1
HEATING CAPACITY (Outdoor: 7 d.b. /6°C w.b. - Indoor: 20/-°C)						
HEATING capacity	kW	37.6	43.5	61.7	72.3	81.9
Total Absorbed power	kW	11.6	13.9	19.7	23.8	26.6
COP Coefficient	kW/ kW	3.25	3.13	3.14	3.04	3.08
η_s heating	%	141.7	139.5	146.2	143.9	141.1

OUTDOOR HEAT EXCHANGER

Type	-	Aluminum fins and copper tubes coil				
------	---	-------------------------------------	--	--	--	--

OUTDOOR FAN

Type	-	Axial EC				
Total number	-	2				
Air flow	m ³ / h	40,000				44,000

INDOOR HEAT EXCHANGER

Type	-	Aluminum fins and interwoven copper tubes coil				
------	---	--	--	--	--	--

INDOOR FAN

Type	-	Radial EC				
Total number	-	2				
Air flow	m ³ / h	8,400	10,400	12,000	14,400	16,500
Available pressure	Pa	150	200	200	200	250
Available pressure (Maximum Available)	Pa	950	850	800	700	500

ELECTRICAL DATA

Power Supply	V / ~/Hz	400V / 3ph / 50Hz without Neutral				
--------------	----------	-----------------------------------	--	--	--	--

SOUND LEVEL

Sound power	dB(A)	81.0	83.1	86.5	86.4	89.1
Sound pressure (5m)	dB(A)	59.5	61.6	65.0	64.9	67.7

DIMENSIONS AND WEIGHT

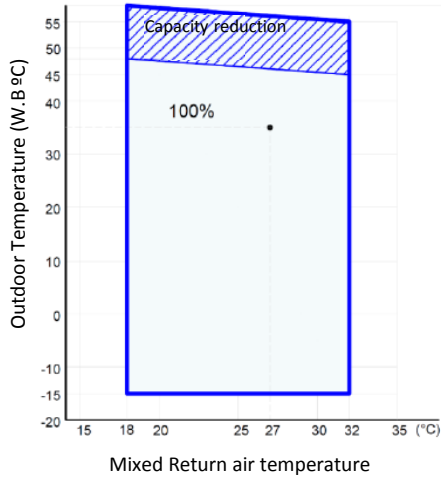
Length	mm	2,900	2,900	2,900	2,900	2,900
Width	mm	2,215	2,215	2,215	2,215	2,215
Height	mm	1,830	1,830	1,830	1,830	1,830
Weight	kg	1,222	1,230	1,307	1,323	1,377

- The Full Inverter technology, of which HITECSA is a pioneer in its application to packaged air-air units, provides the equipment with the best values of the seasonal efficiency parameters SCOP, SEER, η_{sc} and η_{sh} in the market.
- HITECSA's Full Inverter control, which integrates the operation of the compressors with modulation from 15% to 100% of the power of each one of them, as well as the total regulation of the interior and exterior air flows thanks to the radial fans and Axial with EC motors, allows total control of the benefits delivered by the equipment, in any operating condition, both on demand and external working conditions.

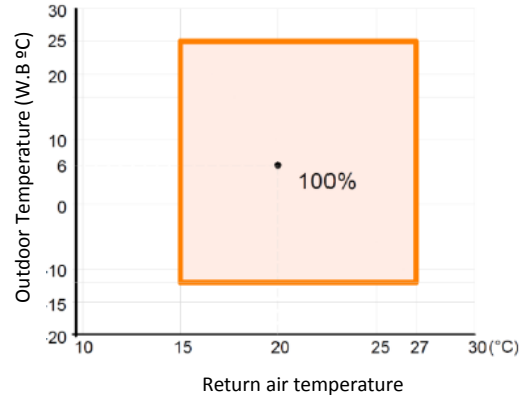
- This means that these teams are at the forefront of seasonal efficiency for air conditioning installations, and even that the installations improve the energy consumption values obtained in the energy simulation calculations.
- This technology not only means maximum energy savings, but also provides the equipment with a very smooth operation for maximum comfort, without stock of energy consumption tips, and a significantly higher durability of the equipment thanks to less wear on the components .

WIDE LIMITS OF OPERATION

COOLING MODE



HEATING MODE

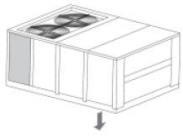


Models	KuNB <i>i</i>	45i	55i	65i	75i	90i
KUBIC NEXT SERIES		OPERATING LIMITS				
		COOLING MODE				
Minimum Outside Temperature	°C	-15	-15	-15	-15	-15
Maximum Outside Temp. (Capacity 10%)	°C	55	55	55	55	55
Maximum Outside Temp. (Capacity 100%)	°C	48	48	48	48	48
Minimum Inside Temperature	°C	18	18	18	18	18
Maximum Inside Temperature	°C	32	32	32	32	32
		HEATING MODE				
Minimum Outside Temperature	°C	-12	-12	-12	-12	-12
Maximum Outside Temperature	°C	25	25	25	25	25
Minimum Inside Temperature	°C	15	15	15	15	15
Maximum Inside Temperature	°C	27	27	27	27	27



TYPES OF MOUNTING STANDARD UNIT

SUPPLY AIR CONFIGURATIONS



BOTTOM



TOP

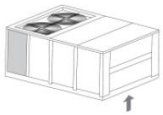


LEFT SIDE



RIGHT SIDE

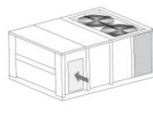
RETURN AIR CONFIGURATIONS



BOTTOM



TOP



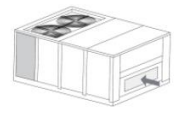
LEFT SIDE



RIGHT SIDE

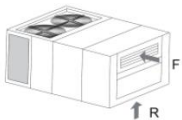


UPPER FRONT

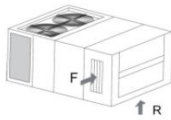


LOWER FRONT

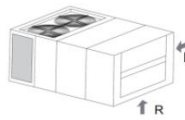
FREE-COOLING CONFIGURATIONS



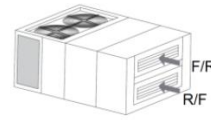
BOTTOM + TOP FRONT



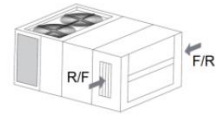
BOTTOM + RIGHT SIDE



BOTTOM + LEFT SIDE




FRONT



SIDES



LEFT SIDE + TOP FRONT



TOP + LOWER FRONT

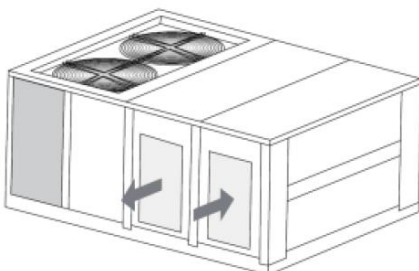
F: Renewal air damper/ **R:** Return air damper

* Please contact our Technical Department for special configurations.

EXAMPLES OF CONFIGURATIONS

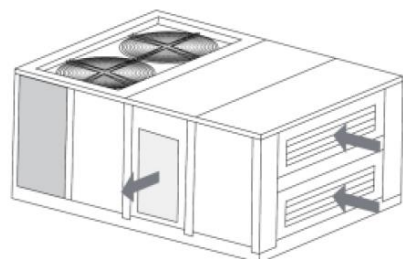
AIR SUPPLY / RETURN

Any combination of air supply and return is valid, taking into account that there can be only one air supply and one return.



AIR SUPPLY/ FREECOOLING

Any combination of air supply and return is valid, taking into account that there can only be one air supply and two dampers.



RCF & VRR OPTIONS

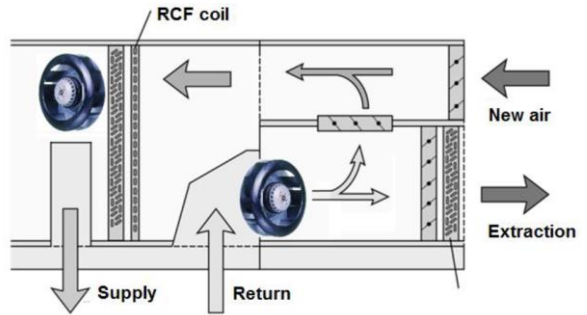


RCF

THERMODYNAMIC RECOVERY MODULE

The thermodynamic recovery module includes an additional circuit that provides a high cooling performance.

This circuit grabs the extraction air to recover a part of the wasted heat. That heat recovery enables the system to increase capacities and the nominal and seasonal efficiencies.

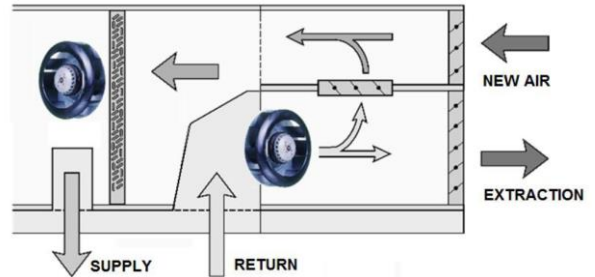


VRR

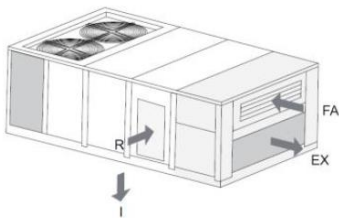
Roof top with return EC radial fan and damper.

The VRR module enables the system to manage various renewal percentages of the supply air flow.

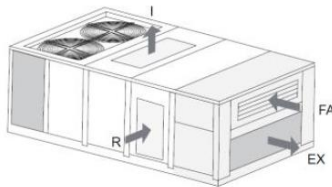
Moreover, its mixing structure equipped with three dampers enables the system to manage as well the free-cooling feature (thermal, enthalpy or thermal-enthalpy).



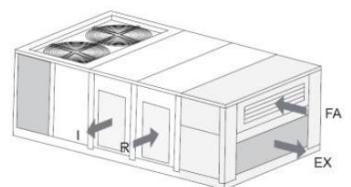
SIDE RETURN CONFIGURATIONS



BOTTOM SUPPLY

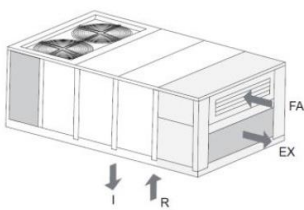


TOP SUPPLY

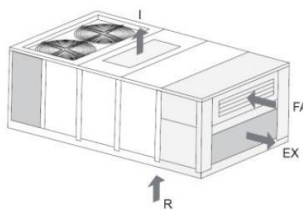


SIDE SUPPLY

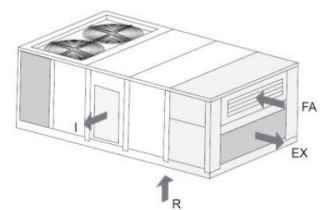
LOWER RETURN CONFIGURATIONS



BOTTOM SUPPLY



TOP SUPPLY



SIDE SUPPLY Left/Right

RCF and VRR OPTIONS SIZE 1 – Technical data



Size 1

KuNB/RCF Inverter Heat Pump with Thermodynamic Recovery

Models	KuNB/RCF		45i	55i	65i	75i	90i
SERIE	KUBIC NEXT RCF	CAPACITIES					
COOLING CAPACITY (60% Outdoor air renewal: 35°C - Indoor: 27 d.b./19°C w.b. - UNE-EN_14511)							
Nominal COOLING capacity	kW	57.9	67.4	88.6	100.1	114.6	
Total Absorbed power	kW	22.5	25.8	31.3	37.1	44.8	
EER	kW/ kW	2.58	2.61	2.83	2.70	2.56	
HEATING CAPACITY (60% Outdoor air renewal: 7 d.b. /6°C w.b. - Indoor: 20/-°C)							
HEATING capacity	kW	63.6	73.8	95.8	107.8	121.3	
Total Absorbed power	kW	20.5	24.0	34.0	35.9	41.5	
COP Coefficient	kW/ kW	3.10	3.08	2.82	3.00	2.92	
RCF CIRCUIT							
Compressor type	-	Scroll					
Number of compressors	-	1					
RETURN FAN							
Type	-	Radial EC					
Total quantity	-	1					
DIMENSIONS							
Length	mm	3,975	3,975	3,975	3,975	3,975	
Width	mm	2,215	2,215	2,215	2,215	2,215	
Height	mm	1,825	1,825	1,825	1,825	1,825	
WEIGHT							
Weight	kg	1,333	1,339	1,421	1,434	1,531	

KuNB/VRR Inverter Heat Pump – Return Radial Fan

Models	KuNB/VRR		45i	55i	65i	75i	90i
SERIE	KUBIC NEXT VRR	CAPACITIES					
COOLING CAPACITY (60% Outdoor air renewal: 35°C - Indoor: 27 d.b./19°C w.b. - UNE-EN_14511)							
Nominal COOLING capacity	kW	45.32	53.72	68.29	77.09	90.51	
Total Absorbed power	kW	16.67	20.23	23.90	29.67	37.48	
EER	kW/ kW	2.72	2.65	2.86	2.60	2.42	
HEATING CAPACITY (60% Outdoor air renewal: 7 d.b. /6°C w.b. - Indoor: 20/-°C)							
HEATING capacity	kW	46.51	55.02	70.51	78.03	91.49	
Total Absorbed power	kW	13.46	16.02	23.07	24.58	30.21	
COP Coefficient	kW/ kW	3.46	3.44	3.06	3.17	3.03	
RETURN FAN							
Type	-	Radial EC					
Total quantity	-	2					
DIMENSIONS							
Length	mm	3,975	3,975	3,975	3,975	3,975	
Width	mm	2,215	2,215	2,215	2,215	2,215	
Height	mm	1,825	1,825	1,825	1,825	1,825	
WEIGHT							
Weight	kg	1,260	1,266	1,328	1,341	1,385	

A FULL EQUIPPED ROOF TOP

For a total adaptation to all types of projects

WIDE RANGE OF ACCESSORIES AND OPTIONALS

CONFIGURATION

RCF Refrigeration Recovery Module	Auxiliary refrigerant circuit that allows to take advantage of the energy it contains from the expelled air. It incorporates the mixing boxes with three gates and the EC radial return fan.
3-damper module with return fan and VRR dampers	Set of mixing boxes with three gates and an EC radial return fan that allows managing different percentages of supply air renewal.
2-damper Free-Cooling	Mixing box with two gates. One for return air intake, and one for outside air.

MECHANICS

Thermal Sandwich Panel in Indoor Unit	It provides the equipment with additional thermal insulation, while having a soundproofing effect.
External heat exchangers protection grid	It allows to protect the batteries against blows.
Compressor insulation	Jacket with acoustic insulation in the compressors.
Pre-treated battery LCE coating on batteries	The protective coating of heat exchangers against corrosion, with superhydrophobic effect and antimicrobial protection.
GALVAL Refrigeration set treatment	Tratamiento anticorrosivo en las líneas frigoríficas.
Resistor batteries for auxiliary electric heating	It allows to provide additional support to the operation of the equipment in heating mode.
Water coil	It allows to provide additional support to the operation of the equipment in heating mode.

AIR QUALITY

G4, M6, F7, F8 & F9 Filters	Incorporated in the equipment (up to three filters).
GermiCLEAN System	System that incorporates germicidal UV-C radiation lamps for the elimination of pathogens by means of lamps and whose operation and monitoring are integrated into the equipment control system.

WIDE RANGE OF ACCESSORIES AND OPTIONALS

CONTROL

Dirty filter detectors	Up to three detectors, with signals integrated into the equipment's control system.
Mini-PGD remote control	Interface for the complete management of the equipment. It allows the modification at any time of the set points, stop / start of the unit, change of the summer / winter cycle and schedules in the case of incorporating a clock card, without the need for a password, as well as the on-screen display of possible alarms of the system and acoustic warning of the same.
PGD control	Advanced version of the MiniPGD, larger.
ModBus card (PCO/ μPC)	It allows the integration of components or the interconnection with all the equipment through the open ModBus protocol.
BACNET PCOC Communications Card	It allows interconnection with other equipment through the open BacNet protocol.
Wall temperatura sensor	For taking the ambient temperature.
Duct temperatura sensor	For taking the temperature in air in the return or in the discharge.
VOC Air Quality sensor, Wall or Duct mounted	It allows the measurement of the ppm of Volatile Organic Compounds in the environment, and the performance of the equipment accordingly.
Wall or Duct CO₂ Air Quality Probes	It allows the measurement of the ppm of CO ₂ in the environment, and the performance of the equipment accordingly.
Wall or duct temperature and humidity probes	It allows the measurement of both parameters and, consequently, the enthalpy of the air, and the performance of the equipment accordingly.
Leak detector	Measures the presence of refrigerant gas in the environment.
Measurement of cooling capacity	It allows to provide the data of the cooling power delivered by the equipment.
Network analyzer. Measurement of energy consumption	It allows to provide the data of the energy consumed by the equipment, as well as the energy efficiency.

MOUNTING ACCESORIES


Anti-vibration dampers	Adjusted to the weight and operating conditions of the equipment.
External coil condensate tray	Collects and channels the condensed water in the batteries.



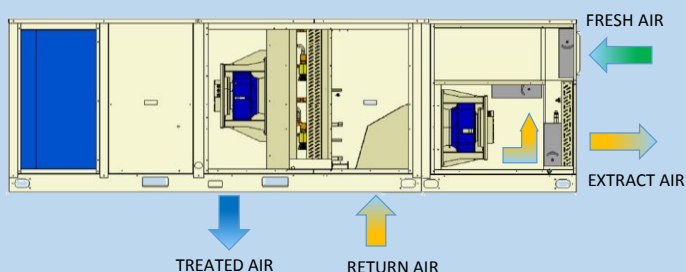
AIR PURIFICATION SOLUTION

HITECSA's KuNB Roof Top equipment allows treating all the air in a room in a continuous and uniform way, not only maintaining the appropriate thermo-hygrometric conditions, but also purifying it and eliminating germs, as well as the elements that may appear in it by cause of pollution or contamination.

They allow to unify in a single installation the air conditioning of the occupied spaces and the ventilation, allowing not only to provide the premises with **high rates of air renewal**, but they are also capable of working with **duct networks** that allow ensuring adequate distribution and diffusion of air in all spaces of the building.



Likewise, the incorporation of radial fans with EC motor and automatic and continuous modulation of their speed allows the recirculation air flow to be adjusted to the minimum values so that the air conditioning equipment can operate within its operating ranges, ensuring sufficient levels of comfort and energy efficiency, as well as to carry out a continuous and controlled extraction through toilets and wet rooms in general, since both the treated air supply fan and the extraction fan operate in a rhythmic way.




Thanks to the high capacity of their fans, these units can incorporate **high efficiency filters**, even class H13 or higher, with an MPPS efficiency of 99.95%.

On the other hand, the optional **GermiCLEAN**, which can be integrated in the equipment, is a direct solution for reducing the viral load in the premises, being able to even eradicate it, thanks to the incorporation of Germicidal Ultraviolet Irradiation (UVGI) lamps, and whose operation and monitoring are regulated by the unit's own control system.

INDOOR AIR DISINFECTION SYSTEM OF GERMICIDED ACTION BY UV-C RADIATION



GermiCLEAN



GermiCLEAN Complet is composed of UV-C (germicidal) lamps and is designed so that the dose of UV-C light irradiated to pathogens by the germicidal lamps is sufficient to obtain high efficiencies of disinfection in passing.

GermiCLEAN Complet is intelligently controlled from the air conditioning machine's control system.

GermiCLEAN Complet PLUS adds a plus to the power of germicidal UV-C radiation, for the disinfection of spaces with a greater influx of people or a greater concentration of biological agents.

MAXIMUM CONNECTIVITY

Your air conditioning installation
under your control

IoT CONNECT PLUS SYSTEM REMOTE CONTROL

The Hitecsa IoT system
that allows to remotely manage and control
air conditioning equipment
in a facility.

Internet of Things



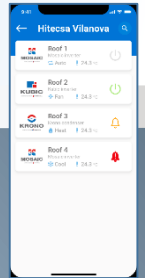
EFFICIENT • FAST • EASY • SAFE

REMOTE CONTROL OF THE EQUIPMENT AND THE INSTALLATION

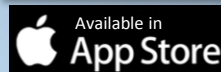
- Equipment operation
- Stop and go
- Environmental conditions
- Temperature programming
- Diagnostics and alerts
- Customizable consumption control

EFFICIENT IoT SYSTEM FOR PREDICTIVE MAINTENANCE AND CONTROLLED ENERGY MANAGEMENT

- Reduction of operating costs
- Efficiency optimization
- Greater energy savings
- Maximum comfort in all types of installation
- Increased safety and reliability of operation



**CUSTOM APP
DEVELOPED BY HITECSA**





CUSTOMIZED SERVICE IN HVAC

Tailor-made advice and support thanks to the large experience of HITECSA in HVAC installations and to the professional skills of its team with quick response times.



OWN MANUFACTURING
WITH THE BEST EUROPEAN STANDARDS



Production site - Vilanova i la Geltrú
(Barcelona - Spain)



Production site - Vilafranca del Penedès

From specialist to specialist



HIPLUS AIRE ACONDICIONADO S.L.

www.hitecsa.com
T. +34 93 938 934 912



#madeineurope
#madeinspain